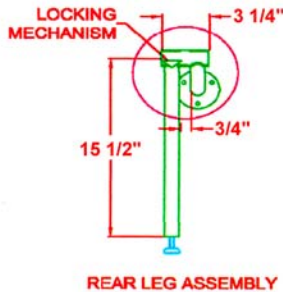
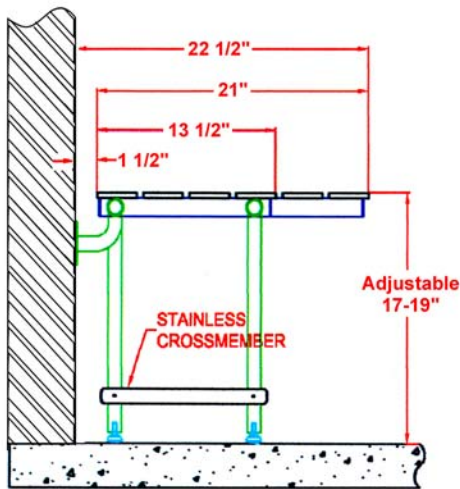
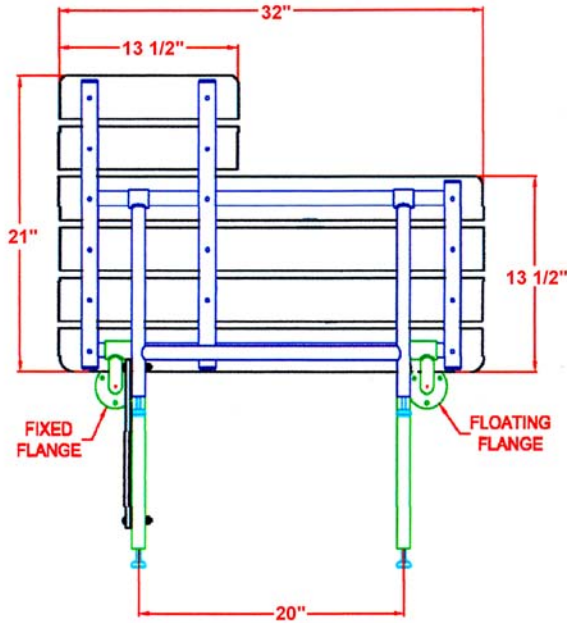


CA400-4S L / R – Specifications



Operation:

Seat is held in a raised position by a stainless steel cross member attached to the front and rear support legs. When the seat is lowered into the down position, the swing down leg automatically aligns the front and rear supports with the help of the cross member.

Architectural Specifications:

Model CA400-L or R

Frame: Type 304 (18-8) S.S. Tube, 1-1/4" (32mm) x 18ga. (1.2mm) sq. mainframe with 1" (25mm) x 18ga. (1.2mm) rd. cross members. Legs: H-shaped yoke of type 304 (18-8) S.S. Tube, 1" (25mm) x 18ga. (1.2mm) rd. tubing heliarc welded to 1-1/4" (32mm) rd. x 12ga. (2.7mm) frame hinges. The swing down legs automatically level when the seat is lowered to a horizontal sitting position. The seat automatically locks itself when raised to its up position with the use of the stainless cross member.

Materials:

Frame: Type 304 (18-8) S.S. Tube, 1-1/4" (32mm) x 18ga. (1.2mm) sq. mainframe with 1" (25mm) x 18ga. (1.2mm) rd. cross members.

Wall Flanges (2): Type 304 (18-8) S.S. 10ga. (3.4mm) x 3" (76mm) dia. heliarc welded to 1" (25mm) rd. x 18ga. (1.2mm) 90 degree leg supports, and to 1-1/4" (32mm) rd. x 12ga. (1.7mm) frame hinge couplings. 3 Mounting holes in each flange.

Swing Down Legs: H-shaped yoke of type 304 (18-8) S.S. Tube, 1" (25mm) x 18ga. (1.2mm) rd. tubing heliarc welded to 1-1/4" (32mm) rd. x 12ga. (2.7mm) frame hinge couplings.

Seat Choices: (Designated when ordering)

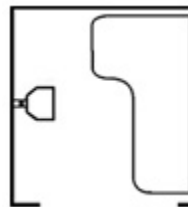
NW or NA – White (NW) or Almond (NA) Naugahyde covering 2" (51mm) foam mounted on 1/2" (13mm) marine plywood.

PW, PA or PT – White (PW), Almond (PA), or Teak (PT) finish – Phenolic 1/2" (13mm) x 3" (76mm) slats bolted to frame with SS screws.

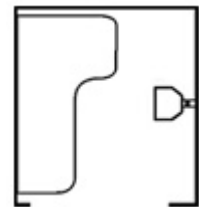
HW – White High Density Polyethylene (HDPE) 1/2" (13mm) thick, bolted to frame with SS screws.

Installation:

All Shower Seats must only be installed using suitable fasteners and sufficient in-wall backing materials. ADA mounting height for seat in lowered position is 17" (432mm) to 19" (482mm).



CA400-4R
(Right)



CA400-4L
(Left)

Compliance Alliance
P.O. Box 566
Palmyra, VA 22963